






Budget Cover Page

Fiscal Year 2020

This budget will raise more revenue from property taxes than last year's budget by an amount of \$28,361, which is a 33 percent increase from last year's budget. The property tax revenue to be raised from new property added to the tax roll this year is \$1,625.

<u>AYE's</u>	<u>NAY's</u>	<u>ABSTAINED</u>
 <hr/>  <hr/> <hr/> <hr/>	<hr/> <hr/> <hr/> <hr/> <hr/>	<hr/> <hr/> <hr/> <div style="text-align: center;"> <u>ABSENT</u>  <hr/> </div>

Property Tax Rate Comparison	2019-2020	2018-2019
Property Tax Rate	\$0.360000/100	\$0.360000/100
Effective Tax Rate	\$0.273889/100	\$0.280173/100
Effective Maintenance & Operations Tax Rate	\$0.273768/100	\$0.280173/100
Rollback Tax Rate	\$0.295669/100	\$0.302586/100
Debt Rate	\$0.000000/100	\$0.000000/100

Total debt obligation for City of Weston secured by property taxes: \$0

CITY OF WESTON
 FINAL FY2020 BUDGET
 SEPTEMBER 10, 2019

	FINAL FY20 9/10/19
Revenue	
810 · TAXES	\$151,000.00
820 · DONATIONS	\$0.00
829 · FEES & OTHER CHARGES	\$1,000.00
832 · PLANNING & DEVELOPMENT	\$5,000.00
850 · INTEREST FROM INVESTMENTS	\$66.00
Subtotal Revenue	\$157,066.00
880 · PRIOR YEAR EXCESS FUNDS	\$42,965.33
Total Revenue	\$200,031.33
Expense	
100 · SALARY & WAGES	\$26,432.00
200 · PAYROLL TAXES	\$2,949.05
300 · SUPPLIES AND MATERIALS	\$2,900.00
400 · REPAIR & MAINTENANCE	\$53,551.00
460 · UTILITIES	\$9,466.00
500 · SERVICES AND CHARGES	\$7,983.28
590 · PROFESSIONAL SERVICES	\$96,750.00
Total Expense	\$200,031.33
Net Income	\$0.00